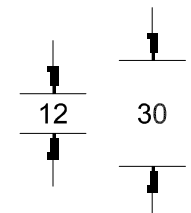
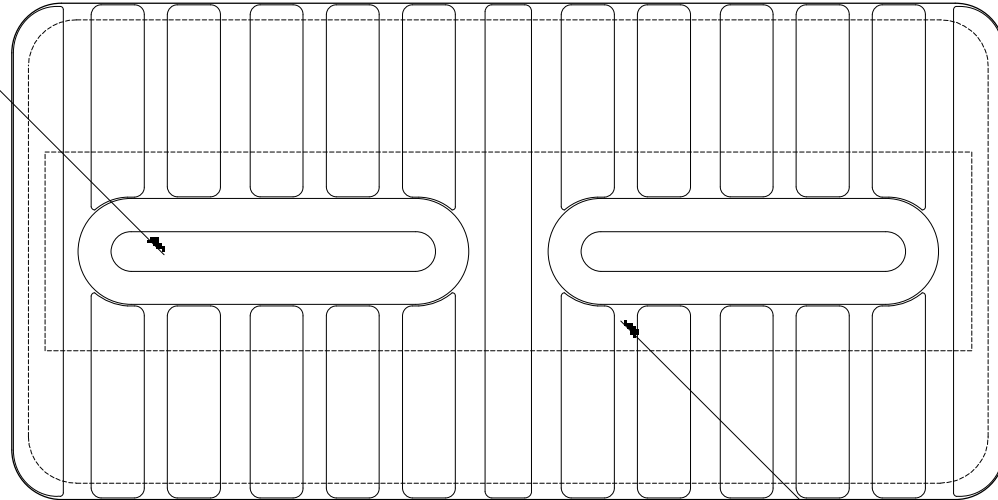

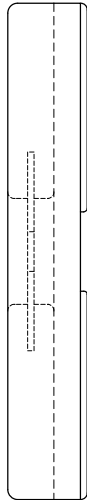
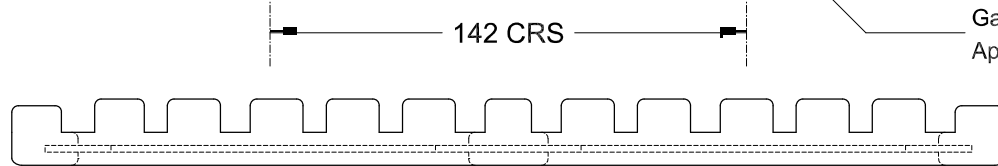


This drawing is the property of Cathodic Anodes Australasia. To be used with permission only. This drawing becomes an uncontrolled document once issued as hard or electronic copy. Customer to confirm current revision of drawing prior to ordering.

2 x (12 Ø x 98) SLOTTED HOLES
@ 142 mm CENTRES
DETAIL BELOW



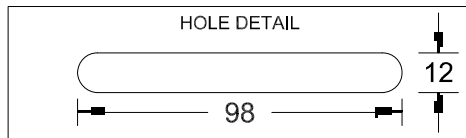
Galvanised Steel Insert
Approx 280 x 60 x 2 mm



- Notes
1. Anodes are cast to comply with CAA's standard casting tolerances
 2. All sharp edges removed for safe handling
 3. Anode insert material to meet relevant Australian/International specifications

Chemical Composition Limits		Alloy: Z1
Standard: AS2239* (Most current revision)		
Element	min.	max.
Cadmium	0.025	0.07
Aluminium	0.10	0.50
Silicon	-	0.005
Copper	-	0.005
Iron	-	0.005
Lead	-	0.006
Other Impurities		
- each	-	0.005
- total	-	0.02
Zinc	remainder	

* Corresponds to MIL-DTL-18001L alloy composition



Rev	Details of Change(s)	Date	Drawn	Verified
1	Cathodic Diecasting Original	13 January 2011	B.L.	R.G.
2	2013 Catalogue Version (CAA Logo)	30 January 2014	R.N.	R.G.

Nett Weight Kg (nominal)	Gross Weight Kg (nominal)
3.50	3.70

CAA
Cathodic Anodes Australasia
cathodicanodes.com.au

Product Zinc Anode		Scale 1 : 2	
Part no. CDZ1-126-875H	Rev 2	Sheet 1 of 1	
Drawing No: CD1467		Rev 2	
Drawn by: R Northey Date: 30 JAN 2014		Sheet 1 of 1	

All dimensions are in mm (nominal)