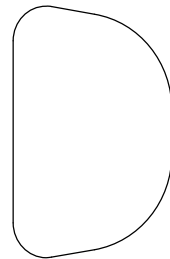


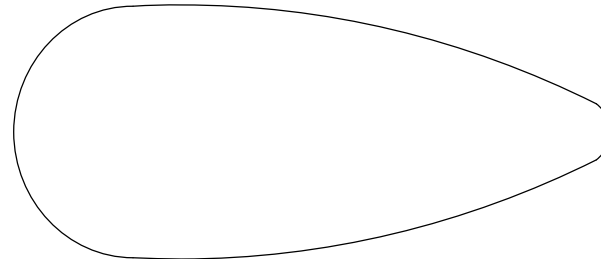
This drawing is the property of Cathodic Anodes Australasia. To be used with permission only.  
 This drawing becomes an uncontrolled document once issued as hard or electronic copy.  
 Customer to confirm current revision of drawing prior to ordering.

24

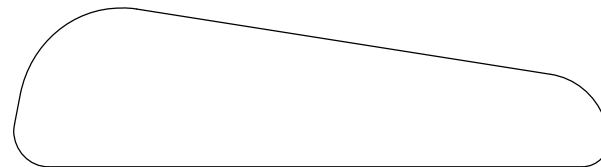
90



38



24



90

All dimensions are in mm (nominal)

Chemical Composition Limits			Alloy: <b>Z1</b>
Element	min.	max.	
Standard: AS2239* (Most current revision)			
Zinc			
Cadmium	0.025	0.07	
Aluminium	0.10	0.50	
Silicon	-	0.005	
Copper	-	0.005	
Iron	-	0.005	
Lead	-	0.006	
Other Impurities			
- each	-	0.005	
- total	-	0.02	
Zinc		remainder	

\* Corresponds to MIL-DTL-18001L alloy composition

Notes

1. Anodes are cast to comply with CAA's standard casting tolerances
2. All sharp edges removed for safe handling
3. Anode insert material to meet relevant Australian/International specifications



Rev	Details of Change(s)	Date	Drawn	Verified
1	Cathodic Diecasting Original	13 January 2010	B.L.	R.G.
2	2013 Catalogue Version (CAA Logo)	17 January 2014	R.N.	R.G.

Nett Weight Kg (nominal)	Gross Weight Kg (nominal)
<b>0.30</b>	<b>N/A</b>

**CAA**  
 Cathodic Anodes Australasia  
[cathodicanodes.com.au](http://cathodicanodes.com.au)

Product <b>Zinc Anode</b>	
Part no. <b>CDZ3-3.5</b>	Scale <b>1 : 1</b>
Drawing No: <b>CD1317</b>	Rev Sheet <b>2 1 of 1</b>
Drawn by: R Northey Date: 17 JAN 2014	
Mould No: 67	